

Scaled data based on original data using
LM-79-08 Approved Method: Electrical and Photometric Measurements of Solid-
State Lighting Products

Test Report Prepared for
Cooper Lighting Solutions
(formerly Eaton)

Brand: LUMARK

Report Number: P883315

Luminaire Tested: **NAV-SB3C-835-U-T1**

Issue Date: 10/7/2024

Test Information

Test Method: LM-79-08
Report Number: P883315
TEST IS SCALED FROM IESNA LM-79-08 TEST DATA (G2-2405-108-2)
Test Lab: INNOVATION CENTER
Issue Date: 10/7/2024
Manufacturer: COOPER LIGHTING SOLUTIONS (FORMERLY EATON)
Product Line: LUMARK
Catalog Number: NAV-SB3C-835-U-T1
Description: NAVION ROADWAY AND AREA HIGH DENSITY LED LUMINAIRE
(3) 80 CRI, 3500K, 615mA LIGHTSQUARES WITH 26 LEDS EACH AND TYPE I OPTICS
Light Source: -
Ballast/Driver: ELECTRONIC DRIVER

Summary

Lumens per Lamp: N/A
Luminaire Lumens: 18750 lumens
Efficiency: N/A
Efficacy: 125.8 lumens/watt
Luminous Opening: Rectangular (W 0.5' x L: 1.5' x H: 0')
IES Classification: Type I - Short
BUG Rating: B4 - U0 - G4

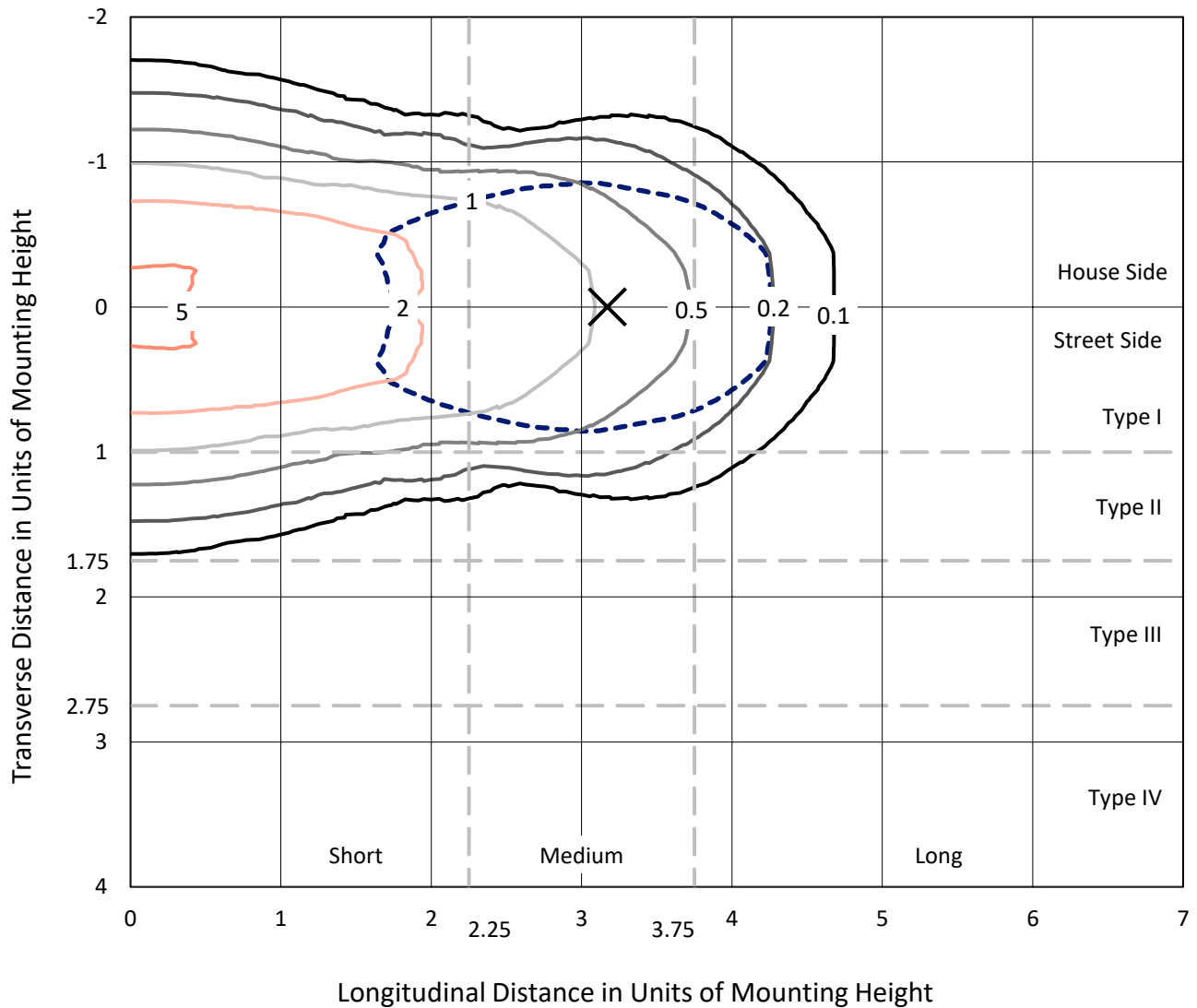
Input Watts (W): 149.1
Input Voltage (V): 120.0
Input Current (Ain): 1.259
Voltage Rise (V): NR
Power Factor: 0.997
Total Harmonic Distortion (THDi): 6.297
Frequency (hertz): 60
Stabilization Time: NR
Operation Time: NR
Ambient Temperature (°C): NR
Test Distance: 24 FT



REPORT NUMBER: P883315
 CATALOG NUMBER: NAV-SB3C-835-U-T1

Iso-Footcandle Lines of Horizontal Illumination

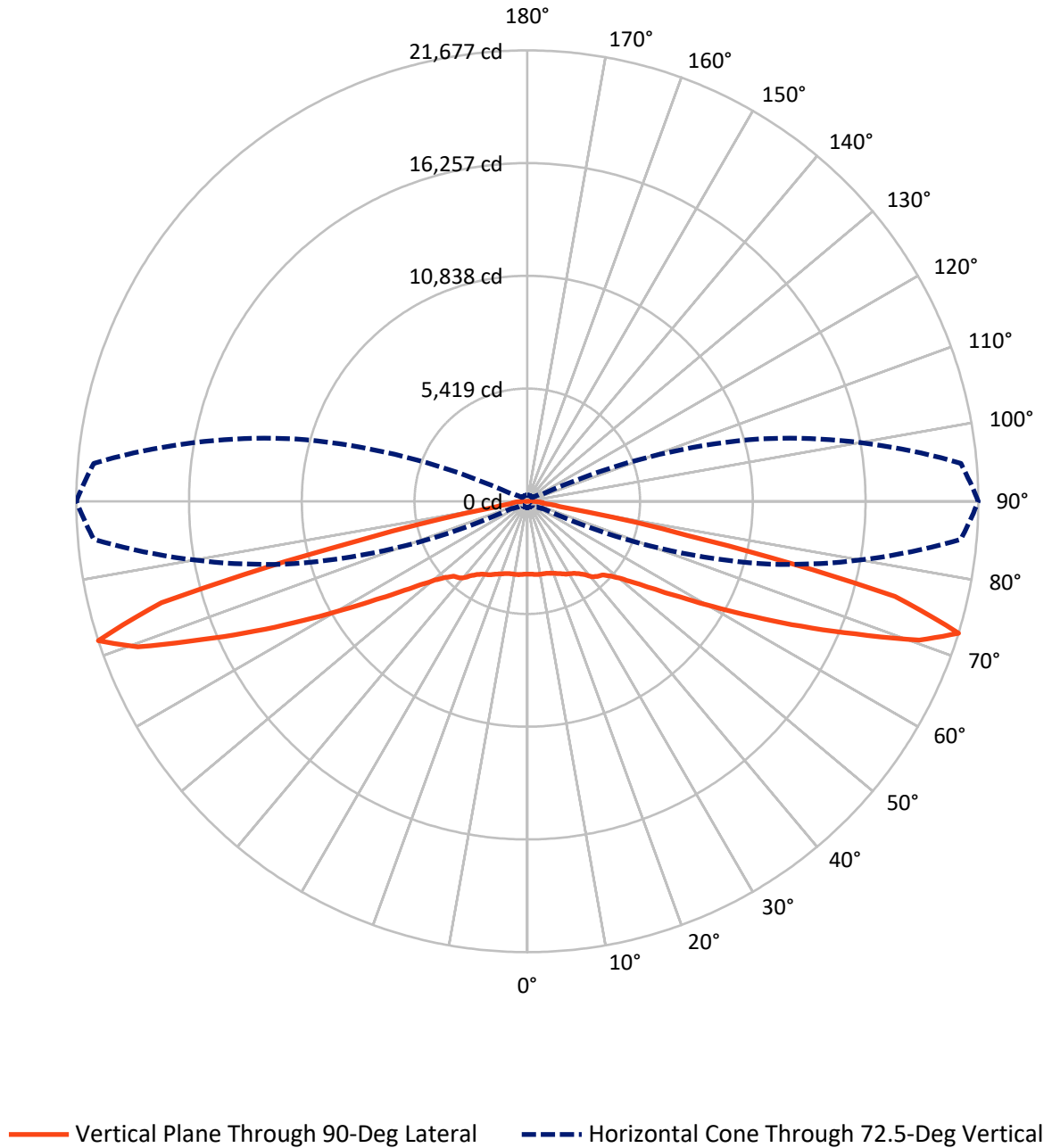
× Max cd
 - - - 1/2 Max cd



Based on 25 foot mounting height. Maximum calculated value = 5.6 fc
 Type I - Short - N/A

REPORT NUMBER: P883315
CATALOG NUMBER: NAV-SB3C-835-U-T1

Luminous Intensity Polar Plot



REPORT NUMBER: P883315
 CATALOG NUMBER: NAV-SB3C-835-U-T1

FLUX DISTRIBUTION:

		Downward	Upward	Total
House Side	Lumens	9375.0	0.0	9375.0
	% Fixture	50.0	0.0	50.0
Street Side	Lumens	9375.0	0.0	9375.0
	% Fixture	50.0	0.0	50.0
Total	Lumens	18750.0	0.0	18750.0
	% Fixture	100.0	0.0	100.0

ZONAL LUMENS:

Zone	Lumens	% Fixture
0°-10°	339.7	1.8
10°-20°	1038.7	5.5
20°-30°	1732.0	9.2
30°-40°	2382.0	12.7
40°-50°	2909.1	15.5
50°-60°	3364.7	17.9
60°-70°	4011.8	21.4
70°-80°	2800.0	14.9
80°-90°	172.0	0.9
90°-100°	0.0	0.0
100°-110°	0.0	0.0
110°-120°	0.0	0.0
120°-130°	0.0	0.0
130°-140°	0.0	0.0
140°-150°	0.0	0.0
150°-160°	0.0	0.0
160°-170°	0.0	0.0
170°-180°	0.0	0.0
0°-90°	18750.0	100.0
0°-180°	18750.0	100.0

Coefficient of Utilization



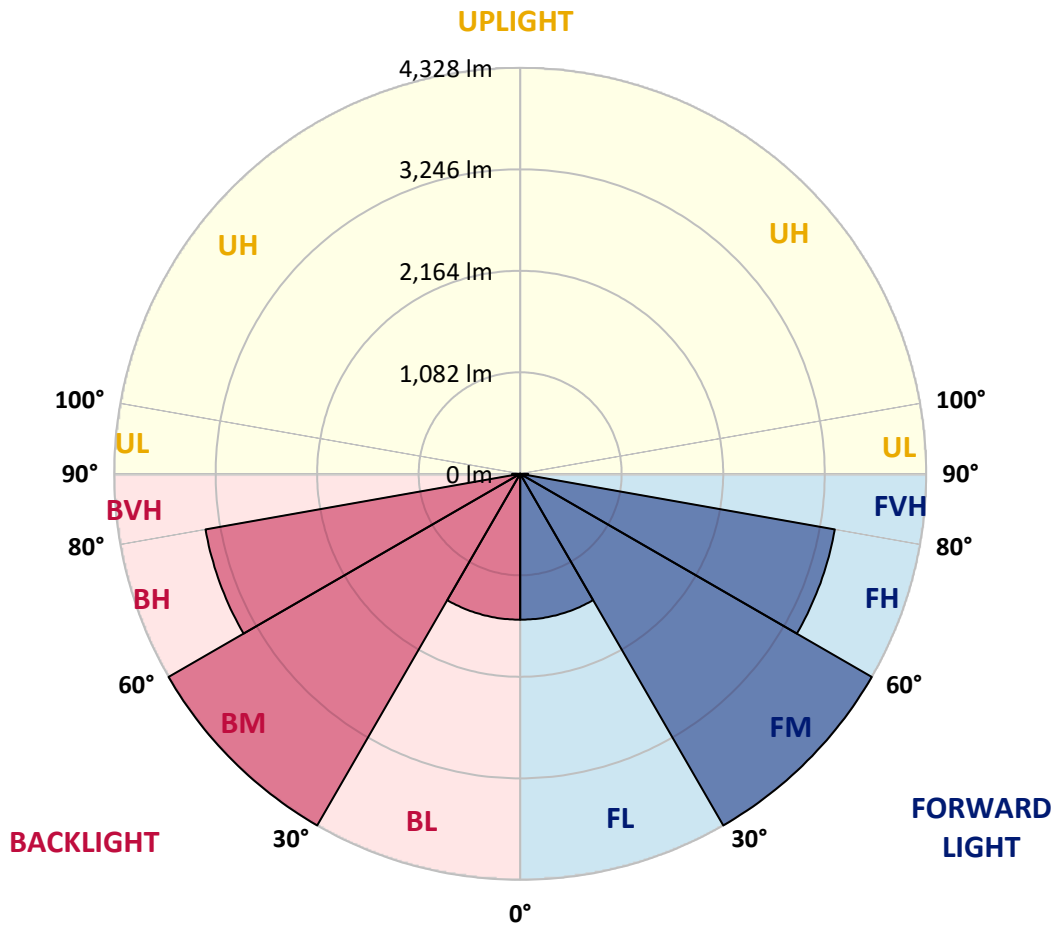
REPORT NUMBER: P883315
 CATALOG NUMBER: NAV-SB3C-835-U-T1

LUMINAIRE CLASSIFICATION SYSTEM LUMEN TABLE AND BUG RATING:

Zone	Lumens	% Fixture	Zone Rating/Lumen Limit		
			B	U	G
FL (0°-30°)	1555.2	8.3			
FM (30°-60°)	4327.9	23.1			
FH (60°-80°)	3405.9	18.2			G2/5000
FVH (80°-90°)	86.0	0.5			G1/100
BL (0°-30°)	1555.2	8.3	B3/2500		
BM (30°-60°)	4327.9	23.1	B3/5000		
BH (60°-80°)	3405.9	18.2	B4/5000		G4/5000
BVH (80°-90°)	86.0	0.5			G1/100
UL (90°-100°)	0.0	0.0		U0/0	
UH (100°-180°)	0.0	0.0		U0/0	

BUG Rating: B4-U0-G4

Type I Short



REPORT NUMBER: P883315
 CATALOG NUMBER: NAV-SB3C-835-U-T1

CANDELA DISTRIBUTION (FULL):

	0°	5°	15°	25°	35°	45°	55°	65°	75°	85°	90°
0°	3503.6	3503.6	3503.6	3503.6	3503.6	3503.6	3503.6	3503.6	3503.6	3503.6	3503.6
2.5°	3506.6	3510.6	3510.6	3507.6	3514.6	3508.6	3508.6	3505.6	3508.6	3505.6	3505.6
5°	3524.6	3529.5	3531.5	3530.5	3539.5	3534.5	3534.5	3530.5	3531.5	3528.5	3528.5
7.5°	3558.4	3565.4	3569.4	3574.4	3587.3	3581.4	3577.4	3565.4	3560.4	3552.5	3552.5
10°	3569.4	3577.4	3590.3	3616.2	3646.1	3647.1	3635.2	3605.3	3582.4	3564.4	3561.4
12.5°	3535.5	3546.5	3573.4	3626.2	3693.0	3719.9	3700.9	3651.1	3606.3	3574.4	3569.4
15°	3492.7	3504.6	3545.5	3625.2	3723.9	3786.6	3784.6	3718.9	3647.1	3597.3	3589.3
17.5°	3425.9	3437.9	3496.7	3608.3	3747.8	3851.4	3879.3	3811.5	3710.9	3644.1	3633.2
20°	3305.3	3316.3	3398.0	3554.5	3755.7	3920.2	3992.9	3933.1	3807.6	3716.9	3699.9
22.5°	3148.9	3165.8	3261.5	3461.8	3736.8	3991.9	4122.5	4081.6	3920.2	3794.6	3771.7
25°	2981.5	2999.4	3111.0	3348.2	3688.0	4043.7	4275.9	4250.0	4047.7	3891.3	3859.4
27.5°	2837.0	2855.9	2977.5	3235.6	3612.3	4063.7	4427.4	4440.3	4202.2	3997.9	3964.0
30°	2723.4	2741.3	2870.9	3144.9	3514.6	4043.7	4559.9	4649.6	4359.6	4090.6	4041.7
32.5°	2598.8	2621.7	2758.3	3034.3	3399.0	3995.9	4675.5	4875.8	4542.0	4190.2	4128.4
35°	2441.4	2462.3	2605.8	2882.8	3247.5	3919.2	4772.2	5126.9	4803.0	4341.7	4272.9
37.5°	2250.1	2270.0	2412.5	2693.5	3097.1	3811.5	4845.9	5409.9	5114.0	4559.9	4468.2
40°	2057.7	2076.7	2210.2	2482.2	2916.7	3674.0	4871.8	5686.9	5470.7	4859.8	4762.2
42.5°	1881.4	1898.3	2020.9	2274.0	2714.4	3498.7	4837.9	5928.1	5790.6	5069.1	4943.6
45°	1718.9	1733.9	1842.5	2078.7	2504.2	3285.4	4736.3	6187.2	6171.2	5218.6	5049.2
47.5°	1533.6	1548.5	1661.1	1889.3	2293.9	3035.3	4563.9	6442.3	6700.4	5557.4	5362.1
50°	1307.4	1320.3	1435.9	1671.1	2075.7	2769.2	4324.7	6642.6	7368.0	6070.6	5825.4
52.5°	1039.3	1053.3	1165.9	1401.1	1816.6	2483.2	4009.8	6773.1	8139.3	6819.9	6518.0
55°	773.3	783.2	880.9	1092.1	1495.7	2157.4	3615.2	6810.0	9014.2	7844.3	7466.6
57.5°	561.0	567.0	629.8	787.2	1134.0	1749.8	3135.9	6714.3	10055.5	9157.7	8682.4
60°	454.4	456.4	475.3	545.1	788.2	1289.4	2557.0	6385.5	11185.5	10850.7	10251.8
62.5°	412.5	412.5	417.5	436.5	533.1	851.0	1856.4	5703.9	12397.2	12990.2	12188.0
65°	383.6	383.6	385.6	394.6	420.5	542.1	1171.9	4593.8	13418.6	15496.3	14481.9
67.5°	357.7	358.7	357.7	360.7	375.7	400.6	679.6	3172.8	13968.7	18093.1	16998.0
70°	330.8	332.8	327.8	327.8	339.8	340.8	425.5	1739.9	13512.3	20269.5	19981.5
72.5°	298.9	301.9	294.0	292.0	300.9	297.0	319.9	835.1	11601.1	20919.2	21676.5
75°	271.0	275.0	257.1	252.1	252.1	249.1	260.1	428.5	7529.4	17064.8	18252.6
77.5°	246.1	254.1	225.2	209.3	205.3	196.3	212.3	262.1	3293.4	8011.7	7845.3
80°	203.3	214.2	185.3	166.4	159.4	149.5	167.4	183.4	979.5	1860.4	1781.7
82.5°	151.5	156.4	131.5	118.6	112.6	105.6	125.6	127.5	318.9	658.7	744.4
85°	96.7	98.7	80.7	69.8	66.8	63.8	79.7	69.8	121.6	484.3	703.5
87.5°	33.9	38.9	30.9	27.9	29.9	24.9	36.9	20.9	33.9	341.8	423.5
90°	0.0	0.0	0.0	0.0	0.0	0.0	0.0	0.0	0.0	0.0	0.0

(END OF REPORT)